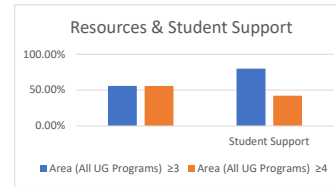
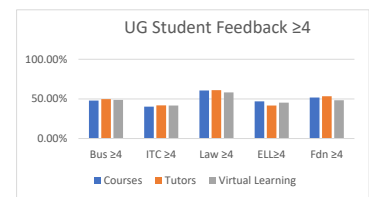
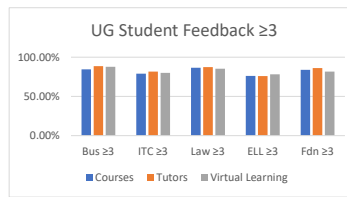


	I received sufficient academic advi	96		0.00	1	1.04	16	16.67	24	25.00	30	31.25	25	26.04	82.29	57.29
	I received sufficient preparatory in	96		0.00	2	2.08	15	15.63	26	27.08	30	31.25	23	23.96	82.29	55.21
	I was able to contact my superviso	96		0.00	1	1.04	17	17.71	21	21.88	27	28.13	30	31.25	81.25	59.38
				0.00		1.46		14.17		25.42		29.79		29.17	84.38	58.96
MCS	Learning materials made available	1		0.00		0.00		0.00	1	100.00		0.00		0.00	100.00	0.00
MSS	I have been able to access general	96		0.00	1	1.04	12	12.50	27	28.13	28	29.17	28	29.17	86.46	58.33
	I have been able to access speciali	96		0.00		0.00	12	12.50	28	29.17	36	37.50	20	20.83	87.50	58.33
	I received sufficient help from tech	96		0.00		0.00	7	7.29	21	21.88	30	31.25	38	39.58	92.71	70.83
	Overall I'm satisfied with the quali	96		0.00		0.00	10	10.42	26	27.08	35	36.46	25	26.04	89.58	62.50
	The library resources and services	96		0.00	4	4.17	12	12.50	28	29.17	28	29.17	24	25.00	83.33	54.17
				0.00		0.87		9.20		39.24		27.26		23.44	89.93	50.69
PDP	How useful PDP is going to be	2177		0.00	222	10.20	478	21.96	823	37.80	352	16.17	302	13.87	67.85	30.04
	If you needed help with PDP co	2140	970	45.33		0.00		0.00		0.00		0.00	1170	54.67	54.67	54.67
	Please confirm: Are you doing	2152	849	39.45		0.00		0.00		0.00		0.00	1303	60.55	60.55	60.55
				28.26		3.40		7.32		12.60		5.39		43.03	61.02	48.42
PSS	Cafeteria services	96		0.00	3	3.13	15	15.63	33	34.38	23	23.96	22	22.92	81.25	46.88
	Clinic services	96		0.00	6	6.25	15	15.63	40	41.67	15	15.63	20	20.83	78.13	36.46
	Disability assistance and support	96		0.00	2	2.08	8	8.33	45	46.88	17	17.71	24	25.00	89.58	42.71
	Overall campus environment	96		0.00	2	2.08	22	22.92	31	32.29	20	20.83	21	21.88	75.00	42.71
	Tutorial classrooms	96		0.00	5	5.21	12	12.50	33	34.38	25	26.04	21	21.88	82.29	47.92
	Water and Sanitation	96		0.00	5	5.21	15	15.63	28	29.17	28	29.17	20	20.83	79.17	50.00
				0.00		3.99		15.10		36.46		22.22		22.22	80.90	44.44
RES	Availability and Usefulness of	2238		0.00	78	3.49	295	13.18	892	39.86	569	25.42	404	18.05	83.33	43.48
	Clarity of admission and regis	2238		0.00	94	4.20	298	13.32	829	37.04	588	26.27	429	19.17	82.48	45.44
	Clarity of financial instructi	2238		0.00	85	3.80	290	12.96	945	42.23	514	22.97	404	18.05	83.24	41.02
	Clarity of signage in your Bra	2238		0.00	86	3.84	287	12.82	891	39.81	570	25.47	404	18.05	83.33	43.52
	Computer facilities at your Br	2238		0.00	98	4.38	309	13.81	847	37.85	582	26.01	402	17.96	81.81	43.97
	Do you use the e-library	2238	991	44.28		0.00		0.00		0.00		0.00	1247	55.72	55.72	55.72
	Helpfulness of Admission and R	2238		0.00	93	4.16	286	12.78	811	36.24	578	25.83	470	21.00	83.07	46.83
	Helpfulness of any advice give	2238		0.00	80	3.57	306	13.67	863	38.56	560	25.02	429	19.17	82.75	44.19
	Helpfulness of the use of e-li	2238		0.00	140	6.26	572	25.56	819	36.60	390	17.43	317	14.16	68.19	31.59
	How do you find the quality of	2238		0.00	87	3.89	317	14.16	897	40.08	538	24.04	399	17.83	81.95	41.87
	How easily can you get your ac	2238		0.00	81	3.62	293	13.09	895	39.99	568	25.38	401	17.92	83.29	43.30
	How useful do you find the phy	2238		0.00	95	4.24	375	16.76	897	40.08	512	22.88	359	16.04	79.00	38.92
	Sufficiency of opening hours o	2238		0.00	77	3.44	313	13.99	905	40.44	544	24.31	399	17.83	82.57	42.14
	Sufficiency of physical librar	2238		0.00	115	5.14	408	18.23	900	40.21	479	21.40	336	15.01	76.63	36.42
	Technical support (How good wa	2238		0.00	85	3.80	300	13.40	865	38.65	594	26.54	394	17.61	82.80	44.15
	Usefulness of clinical and med	2203		0.00	107	4.86	314	14.25	924	41.94	484	21.97	374	16.98	80.89	38.95
	Usefulness of personal Counsel	1996		0.00	77	3.86	244	12.22	826	41.38	475	23.80	374	18.74	83.92	42.54
	Usefulness of Students' Handbo	2238		0.00	88	3.93	292	13.05	920	41.11	540	24.13	398	17.78	83.02	41.91
				2.46		3.91		13.74		37.34		22.71		19.84	79.89	42.55

Analysis

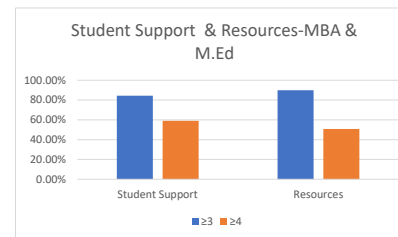
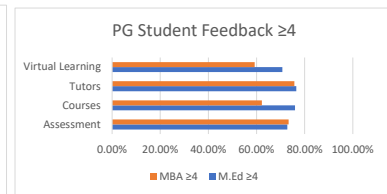
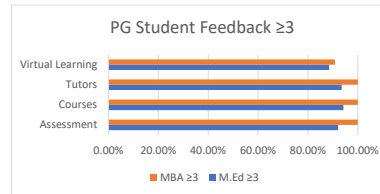
Undergraduate ≥3, ≥4

Area	Bus ≥3	ITC ≥3	Law ≥3	ELL ≥3	Fdn ≥3
Courses	84.50%	79%	86.50%	76.10%	83.80%
Tutors	88.60%	81.70%	87.40%	75.90%	86.10%
Virtual Learning	88%	80.10%	85.30%	78.10%	81.70%
Area	Bus ≥4	ITC ≥4	Law ≥4	ELL ≥4	Fdn ≥4
Courses	47.90%	40.20%	60.60%	46.90%	51.70%
Tutors	49.80%	41.90%	61.10%	41.70%	53.40%
Virtual Learning	48.80%	41.60%	58.20%	45.20%	48.30%
Area (All UG Programs)					
Resources	≥3	≥4			
	55.72%	55.72%			
Student Support	79.90%	42.30%			



Postgraduate ≥3, ≥4

Area	M.Ed ≥3	MBA ≥3
Assessment	92.10%	100.00%
Courses	94.20%	100.00%
Tutors	93.50%	100.00%
Virtual Learning	88.50%	90.80%
Area	M.Ed ≥4	MBA ≥4
Assessment	72.80%	73.30%
Courses	76%	62.20%
Tutors	76.50%	75.70%
Virtual Learning	71%	59.20%
Area (MBA & M.Ed.)		
Student Support	≥3	≥4
	84.40%	59%
Resources	89.90%	50.70%



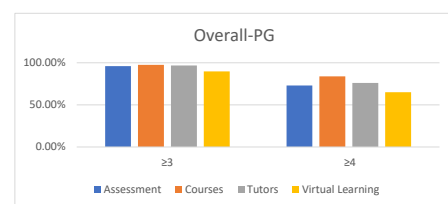
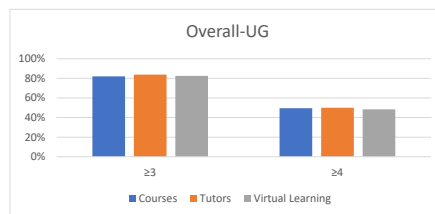
Overall

Undergraduate

Area	≥3	≥4
Courses	82%	49.50%
Tutors	83.90%	50%
Virtual Learning	82.60%	48.40%

Postgraduate

Area	≥3	≥4
Assessment	96.10%	73.10%
Courses	97.60%	83.80%
Tutors	96.80%	76.10%
Virtual Learning	89.70%	65.00%



Based on the analysis, there are two areas that need to be addressed:

Area	No of students	Total responses	Rate	Type of Response
1 Use of E-Library	991	2238	44.30%	No
2 Availability of Textbooks and other related teaching materials before the semester start	1833	7304	25.10%	0
LAW	241	8.85		
ITC	294	36.1		
GS	606	40.5		
Foundation	186	17.83		
ELL	8	42.1		
BS	498	42.3		

This analysis will be presented in the QAC meeting to be held on 24th March 2022