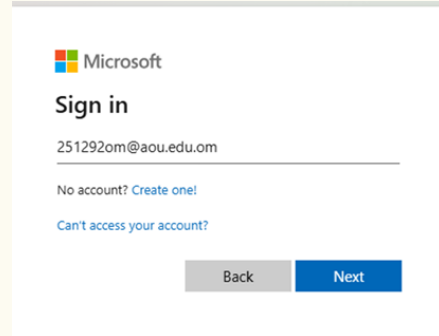


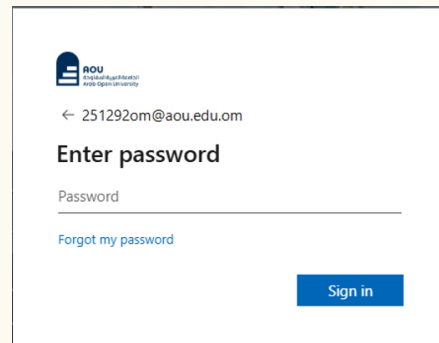
How to enable two-step verification


1–Log in to your university account.



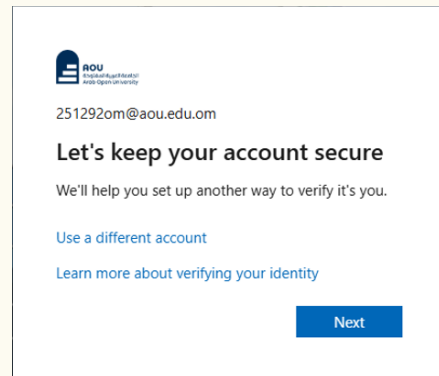
Microsoft
Sign in
251292om@aou.edu.om
No account? [Create one!](#)
Can't access your account?
[Back](#) [Next](#)


2–Click on "Next" when you are asked for more information.



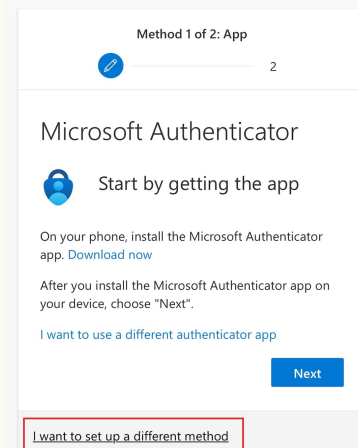

← 251292om@aou.edu.om
Enter password
Password
[Forgot my password](#)
[Sign in](#)

3– Click on "I want to setup a different method".





251292om@aou.edu.om
Let's keep your account secure
We'll help you set up another way to verify it's you.
[Use a different account](#)
[Learn more about verifying your identity](#)
[Next](#)


Keep your account secure



Method 1 of 2: App

 2

Microsoft Authenticator

 Start by getting the app

On your phone, install the Microsoft Authenticator app. [Download now](#)

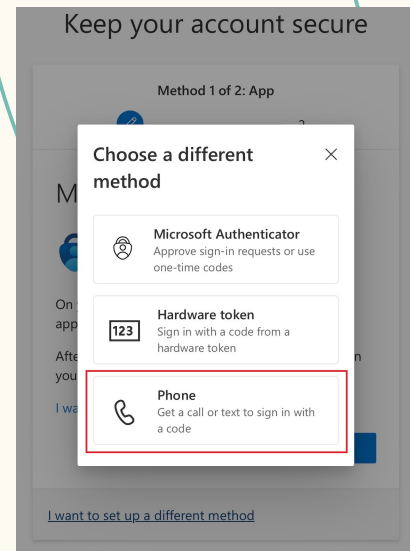
After you install the Microsoft Authenticator app on your device, choose "Next".

[I want to use a different authenticator app](#)

[Next](#)

[I want to set up a different method](#)

4– Select "Phone".




5–Select "Oman" from the Country Code and enter your mobile number.


6– Enter the code you received by SMS and click on Next.

7– Click on Next.

Method 1 of 2: Phone

 2


Phone

 Verification complete. Your phone has been registered.

Next

8– Click on Done.


Method 2 of 2: Done

 2

Success!

Great job! You have successfully set up your security info. Choose "Done" to continue signing in.

Default sign-in method:

 Phone
+973 [REDACTED]


Done

9– Enter your name followed by your ID.

App password

Start by creating a name for your app password. This will help differentiate it from others.

What name would you like to use? Minimum length is 8 characters.

Enter app password name 

Next





AOU

الجامعة العربية المفتوحة
Arab Open University
Bahrain

10– Click on Done.


Method 2 of 2: App password



App password

App password was successfully created. Copy the password to clipboard and paste into your app. Then return here and choose 'Done'

Name:
[Redacted]

Password:
[Redacted] 

Note: Keep this password in a safe place. It will not be shown again.

Back

Done